



GOT FUZZ?

5 WOOL CARPET CARE TIPS

1 VACUUM OFTEN




1st year:
2-3x
per week



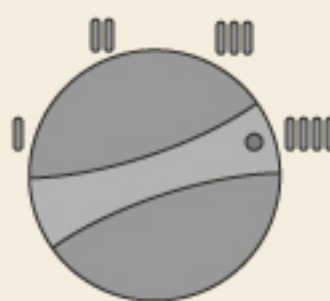
2nd year:
1x
per week

2 CHOOSE THE RIGHT VACUUM



- ← Medium suction power
- ← Adjustable beater bar
- ← Suction-only vacuum for shag & loop-pile

3 ADJUST YOUR VACUUM



Use highest rug pile setting



Turn off beater brushes & bars

4 MAINTAIN YOUR VACUUM

- ☑ Only use properly working vacuums
- ☑ Empty or replace bags or canisters often
- ☑ Replace attachments as needed



5 REMOVE CARPET "PILLING"



2 Trim piled wool with small scissors

1 Gently pull piled wool up with fingers

3 Be sure to not remove excess fibers

FLOOR FACTORS

For more information on carpet care, contact Floor Factors today!

www.floorfactors.com